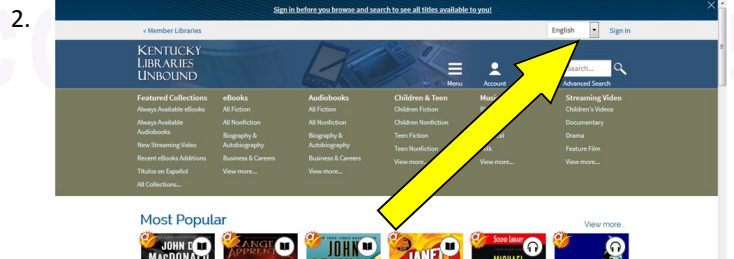
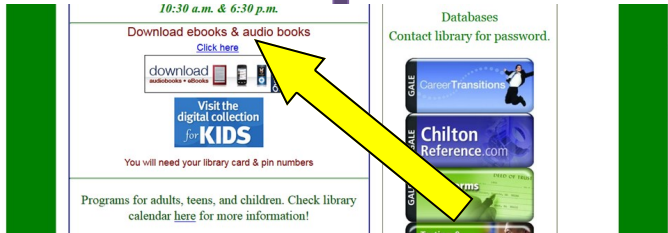



1. www.spencercountylibrary.us



1. From your computer, log on to our website. **www.spencercountylibrary.us**
2. Then click on “**click here**” under download audio and e-books
3. Click on “**Sign In**”; Spencer County from the drop-down list. Enter your Spencer County Public Library (SCPL) card number and your PIN (already set up with the circulation desk.)
4. Take advantage of the many options available to locate e-books. Click a link from the main menu, select a book’s cover image, or use the built-in search box. Use the options on the left of the screen to narrow your results.
5. When you find the e-book you want, click **Borrow**. Your account’s Bookshelf will open, click on **Download** and select either Adobe ePub or Adobe PDF formats.
6. Click **Confirm & Download**.
7. The e-book will download in the **Adobe Digital Editions** (ADE) software.
8. Plug your device into the computer. You will soon see it listed on the left of the ADE screen.
9. You can read the item on your computer; however, to transfer this digital item to your basic e-reader device, simply drag and drop the e-book image from the library side (on the right) to where your device is listed (on the left.)



Install Special Software

- You’ll use Adobe Digital Editions (ADE) to read eBooks on your computer and/or transfer eBooks to another device.
- You will need to authorize your computer and your e-reader with an Adobe ID.
- This software is free and can be found on the KY Unbound Help page.

Note: If the eBook that you want is unavailable at this time, you will be offered a Place a Hold button. Make sure your e-mail address is correct and click on Place a Hold. When the eBook becomes available you will receive an e-mail from donotreply@overdrive.com You will then have 2 days, from the time the e-mail was sent, to borrow they title OR you can option to have the ebook automatically check out when it is available.

